


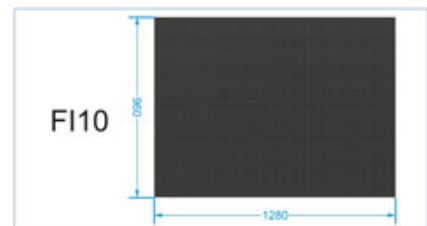
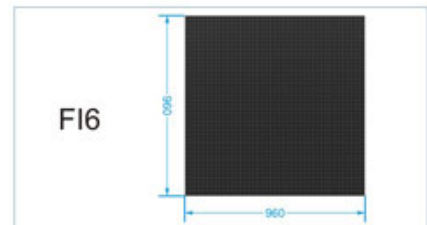
FI6 INDOOR FIXED LED DISPLAY

FI6



Features

- High efficient exhaust fan and rational inner arrangement increase dissipation capability.
- Uniform color and high contrast ensure clear and sharp picture.
- High toughness and strength, long term anti-deformation make it more reassuring during use.
- High stability and reliability prolong the lifespan of LED display.
- Low power consumption reduces the cost of advertising, which is more profitable.



Specification

Item	Value
Pixel Pitch(mm)	6
Pixel Density(pixels / m ²)	27777
Viewing Angle(Deg.)	H: 140/ V: 140
Brightness(nits)	1800
Grey Level(bit)	16
Refresh Rate(Hz)	1920
Panel Dimension(mm)	960(W)x960(H)
Panel Dimension(inch)	37.80(W)x37.80(H)
Panel Resolution(pixels)	160x160
Panel Weight(kg)	37
Panel Type and Material	Iron/Aluminum
Module Size(mm)	192(W)x96(H)
Module Size(inch)	7.56(W)x3.78(H)
Module Resolution(pixels)	32x16
Protection Grade(Front/Rear)	IP20
Serviceability	Rear
Avg.Power Consumption(W/ m ²)	210(AC)
Max.Power Consumption(W/ m ²)	630(AC)
Drive Mode	1 / 8 scan
Brightness Adjustment	Manual/Auto/Programmable
Operating Temp/Humidity(°C/%RH)	-20~+40/10~90
Storage Temp/Humidity(°C/%RH)	-40~+60/10~80
Lifetime(hours)	≥ 50000(Nomal Temp)
Compliant Standard	CE,FCC,RoHS

Notes: Specifications are for reference only. Please contact our salesperson for details. All rights are reserved to LED Cube System Sdn Bhd